



## Features:

- 3Ø - 3 Wire Input
- Monitors Phase Sequence, Phase Failure, Phase Imbalance
- LED Indication: Relay ON
- Slim, Space Saving Design
- DIN Rail Mount

Size: DIN 17.5mm

Certifications: PENDING

## Technical Specifications

### Input Specifications

Accuracy	±3% of F.S. (F.S. = Full Scale)
Reset	Auto reset on removal of fault condition

### Output Specifications

Output Contact	SPDT (1 C/O)
Contact Rating	NO/5A, NC/3A@250V AC

### Functional Specifications

Phase Failure Trip	3 Phase voltage <154V AC
Phase Imbalance	30V fixed
Phase Sequence, Phase Failure	Yes
Hysteresis	6V
Trip Accuracy	±10V
Response Time	200 msec max.
Power On Delay	100 msec

### Supply Specifications

Power Consumption	20VA max
Operating Voltage	154 to 500V AC

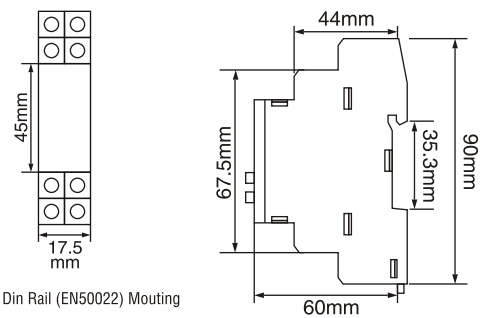
### Environmental Specifications

Temperature	Operating: 0 to 50°C (32 to 122°F) Storage: -20 to 75°C (-4 to 167°F)
Humidity (non-condensing)	95% RH
Weight	62 gms
Protection Level	IP50 for faceplate IP40 for housing IP20 for terminals

### LED Indication Chart

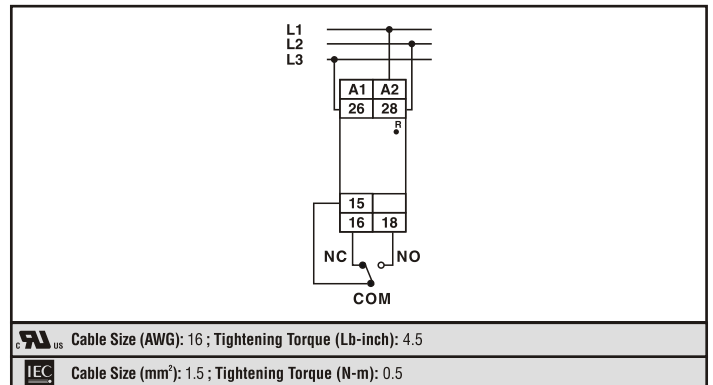
Supply	Relay LED
Nominal condition	ON
Phase reversed / Phase Failure	OFF
Phase Imbalance	OFF

### Dimensions

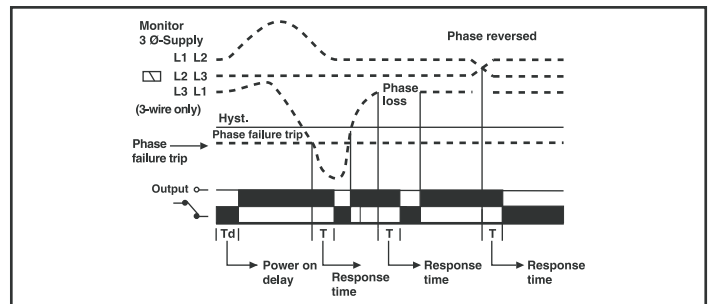


Symmetrical 35mm Din Rail (EN50022) Mounting

### Terminal Connections



### Timing Diagram



## Ordering Information

Part No.	Supply Voltage	Certification	
			PENDING
600PSR	3Ø/3W, 154 to 500V AC, P-P	■	
600PSR-CU	3Ø/3W, 154 to 500V AC, P-P	■	■